



Maker Fun
Pixel Art- no tech



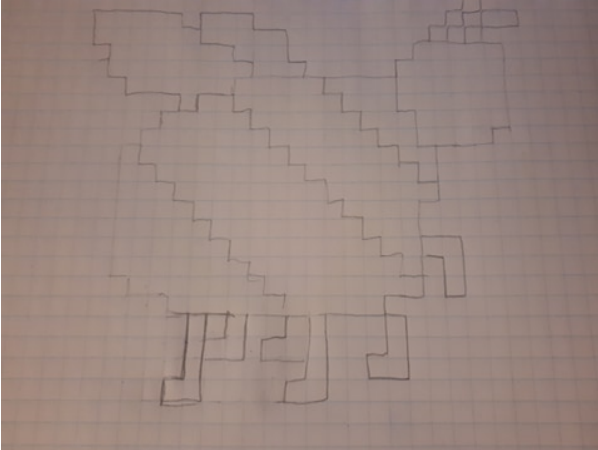
Before I start creating art, I need to decide what I'm using to create my art. I could use construction paper, which wouldn't require any prep. I could also choose to use construction paper, in which case I would use small squares that will fit in my graph paper squares.



Time to brainstorm possible art ideas! I'm going to focus on an SDG goal for inspiration. I'll use an image search to find a reference image or two.

Once I've chosen what I want to draw, I'm going to plan and sketch my art out on graph paper. This will help me visualize my picture and allow me to make changes before I do anything else.

I decided to draw a bee to connect to SDG 15: Life on Land, among other related goals.



Now that I'm done planning, it's time for me to colour in my squares. If I was using construction paper, I would use glue to stick my squares on. Then I'm going to draw solid black lines around the outside of the definition. And voila! Pixel art!



What social studies concepts/issues/topics could we communicate using pixel art? message and create positive change in our communities? What SDG's could we in studies?

Technology, Education, and Engineering

What other technologies use pixels and pixel-type art? What could we use to create could we represent our 2D pixel image?

Glossary

pixel

the smallest unit in a digital image.

Resources

[SDG's](#)

UN website for topic inspiration