

My Income Visualizer

Instructions

EN / FR



Income Visualizer for NB Students



STEP 1

Calculate your **taxable income**.



STEP 2

Find out how much **provincial tax** you'll pay.



STEP 3

Calculate your **federal taxes**.

Access to Website

Accessible on mobile, tablet and desktop


- 1. Navigate to anthonymolletti.com
- 2. Under “Portfolio” click “My Income Visualizer”



PORTFOLIO



All apps are bilingual (French/English) and include teacher resources and student activities.



Input-Output Machine

Topics : Linear relations, input-output rules, table of values, patterns, graphing

Curriculum : Math 6, Math 7, Math 8, Math 9, NRF 10

Grade Level : 6, 7, 8, 9, 10



My Income Taxes

Topics : Gross, taxable and net Income, provincial/federal taxes, CPP, EI, tax brackets

Curriculum : GMF 10

Grade Level : 8, 9, 10, 11, 12



Investment Calculator

Topics : Calculating compound interest (algebraic, graphing, table of values)

Curriculum : GMF 10, NRF 10, Foundations 120, Pre-Calculus 120

Grade Level : 8, 9, 10, 11, 12



Fun Facts with Numbers

Topics : Fun class starter to pique students' interest about numbers.

Curriculum : Math 6

Grade Level : 6, 7, 8, 9, 10, 11, 12

Pedagogical Features

anolletti/my-income-taxes x Tax Visualizer for NB Students x +

anolletti.github.io/my-income-taxes/

Google Maps YouTube Anthony Nolletti PowerTeacher OneDrive Outlook New Brunswick Vi... CRA ASDS Science Sh... Other Bookmarks

EN / FR

1. Language Toggle

Income Visualizer for NB Students

STEP 1
Calculate your **taxable income**.

STEP 2
Find out how much **provincial tax** you'll pay.

STEP 3
Calculate your **federal taxes**.

LET'S GO

2. Hover over terms to support EAL/FSL learners

The screenshot shows a web browser with two tabs: 'anolletti/my-income-taxes' and 'Tax Visualizer for NB Students'. The address bar shows 'anolletti.github.io/my-income-taxes/'. The browser's bookmark bar includes Google Maps, YouTube, Anthony Nolletti, PowerTeacher, OneDrive, Outlook, New Brunswick Vi..., CRA, and ASDS Science Sh... The main content of the page features a large green icon of a stack of money, followed by the title 'Income Visualizer for NB Students'. Below the title are three steps:

- STEP 1**: Calculate your **taxable income**. (Icon: magnifying glass over a dollar sign)
- STEP 2**: Find out how much **provincial tax** you'll pay. (Icon: target symbol)
- STEP 3**: Provincial Taxes (Icon: maple leaf)

A tooltip for 'Provincial Taxes' is open, displaying the text: 'Pay for healthcare, education, social services, roads, and more'. A blue 'LET'S GO' button is located below Step 2.

3. Provide authentic experiences for students. Have them first research the starting gross income of their dream career using services such as “myBlueprint”



First, let's calculate your taxable income.

Input your gross income. If necessary, enter your deduction


Taxable Income
The portion of your income that is taxed by the the provincial and federal government.

\$

Gross Income

CACLULATE

Deductions



4. Touch on deductions and how they affect taxable income. This gives a small taste of filing taxes.



Deductions

You can reduce your taxable income with deductions. Use the Canada Revenue Agency website to verify maximum deductions in each category.

RRSP	\$	<input type="text"/>
Student Loan Interest	\$	<input type="text"/>
Donations	\$	<input type="text"/>
Moving Costs	\$	<input type="text"/>
Union Dues	\$	<input type="text"/>
Other	\$	<input type="text"/>

Clear

Save Changes

5. Hover over EI/CPP to understand their purpose & HOW they are calculated.

Your **taxable income** total is

\$78,247

Gross Income	\$86,000
CPP	- \$3,500
EI	- \$953
Deductions	- \$3,300
Taxable Income	\$78,247

Now, let's look at our **provincial** and **federal** taxes.

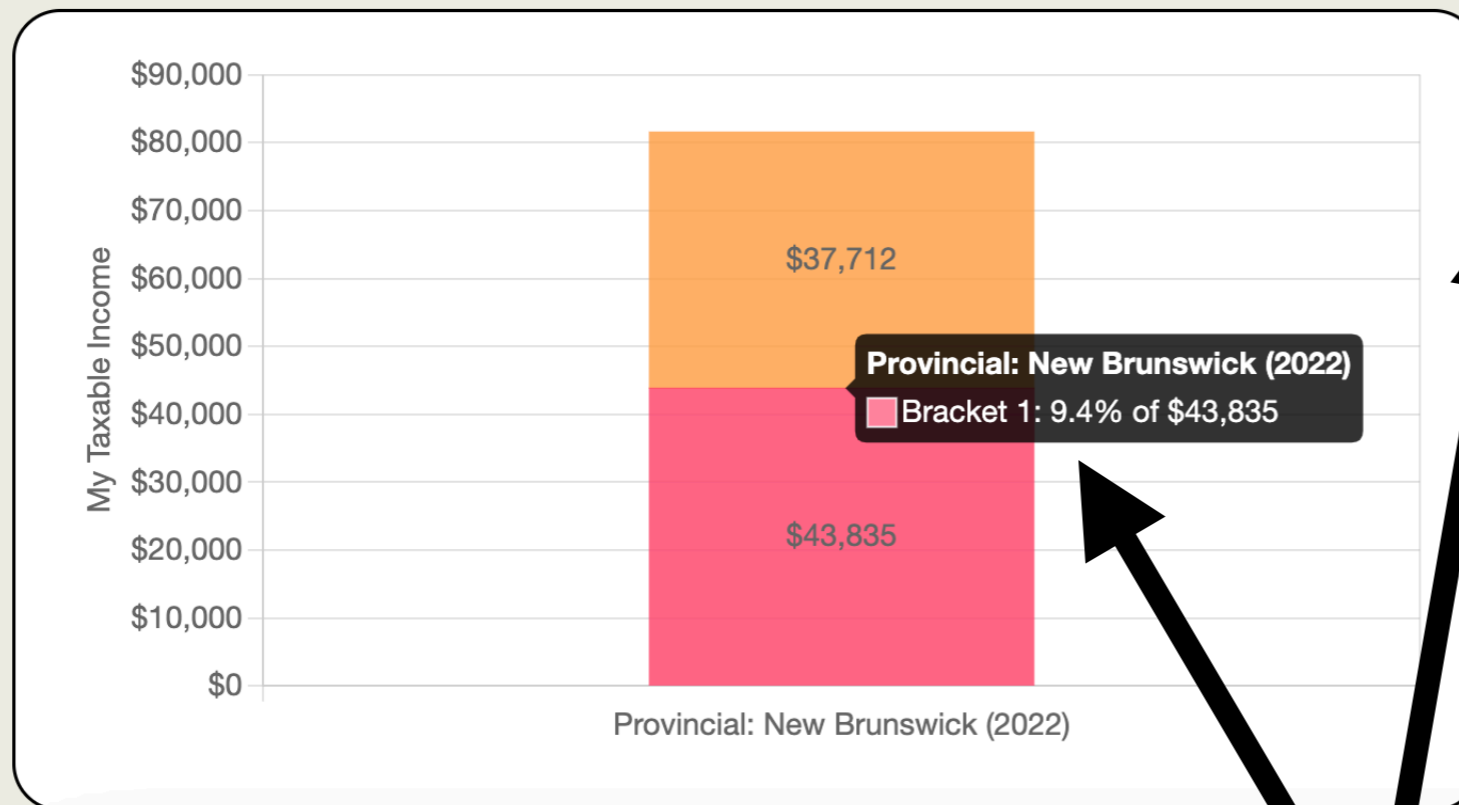


6. Understand how taxable income is calculated and how to reduce it.

A visual understanding of tax brackets

Provincial Taxes

This is your income in provincial **tax brackets**.



Bracket	Rate	Total
1	9.4% of \$43,835	\$4,120
2	14.8% of \$37,712	\$5,589
3	Not in this bracket.	\$0
4	Not in this bracket.	\$0
5	Not in this bracket.	\$0

Your provincial tax total is

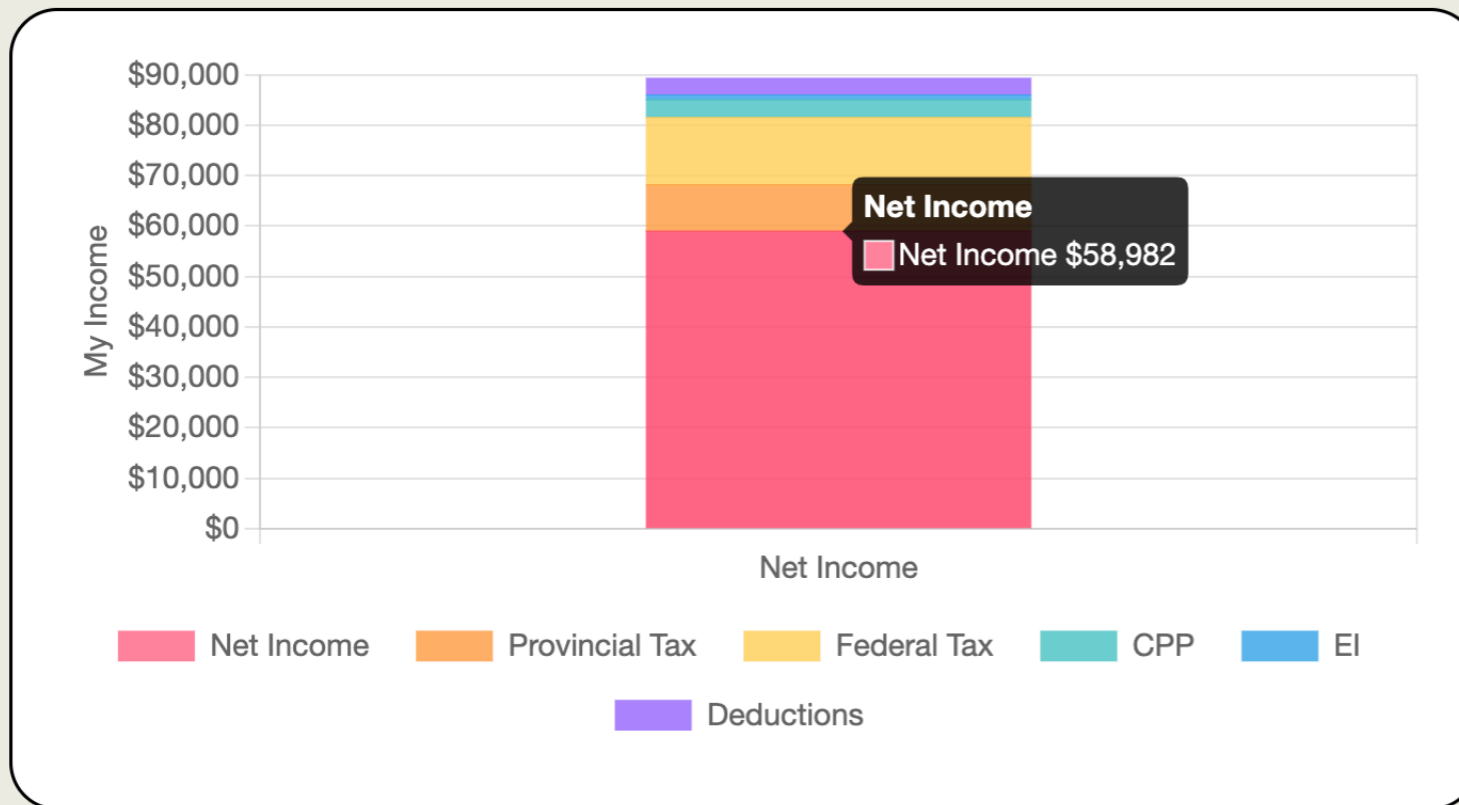
\$9,709

7. Shows rates for each tax bracket

A visual understanding of net income

Your **net income** total is

\$58,982

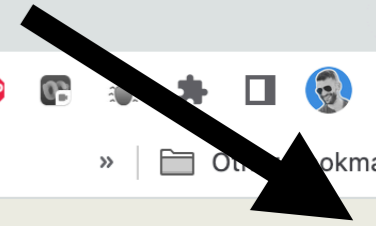


Gross Income	\$86,000
CPP	- \$3,500
EI	- \$953
Provincial Tax	- \$9,220
Federal Tax	- \$13,345
Deductions	- \$3,300
Net Income	\$58,982

[Return to Top](#)

8. Net income calculation

Additional resources available for students and teachers



EN / FR



Income Visualizer for NB Students



STEP 1

Calculate your **taxable income**.



STEP 2

Find out how much **provincial tax** you'll pay.



STEP 3

Calculate your **federal taxes**.

LET'S GO



Income Visualizer for NB Students



STEP 1

Calculate your **taxable income**.



STEP 2

Find out how much **provincial tax** you'll pay.

STEP 3

Calculate your **net income**.

LET'S GO



LEARNING RESOURCES

[Lesson Plan](#)

[Student Exploration](#)

CANADA REVENUE AGENCY

[Federal Tax Brackets](#)

[Provincial Tax Brackets](#)


[Employment Insurance](#)

[Canada Pension Plan](#)

Five pages of printable activities

1.1 Income Visualizer Vocabulary

Key Concept	Description	Example/Calculation
Gross Income		
Taxable Income		
Net Income		
EI		
CPP		



Printing authorized for educational use. © Anthony Nolletti 2022

Name _____ Date _____

1.2 Income Visualizer: Student Exploration (P. 1)

1. Complete the information below regarding your dream career and its starting salary in Canada. Provide the source of your information:

Dream Career:	
Starting Salary:	
Source:	


2. Hover your mouse over vocabulary words if you are uncertain of their meaning, or how to make calculations.

A. CPP

What is CPP?	
How is it calculated?	
Provide the calculation for CPP for your gross income.	

B. EI

What is EI?	
How is it calculated?	
Provide the calculation for EI for your gross income.	




Printing authorized for educational use. © Anthony Nolletti 2022

Name _____ Date _____

1.3 Income Visualizer Reflection

Describe two concepts you learned and provide details of your learning.

Which new concept(s) were most interesting to you? Provide an explanation.



It is common to find ways to reduce your taxable income. Research 2-3 methods that allow citizens to do this.

What question(s) do you have regarding the key concepts you learned today?

Printing authorized for educational use. © Anthony Nolletti 2022

Disponible en français !

Bug Reports

Please immediately forward any requests for improvements or bug reports using the “Contact” feature at the footer of the page.

