

Game Overview and Instructions for "Wallet Wiggles"

Welcome to "Wallet Wiggles"! Get ready to embark on a shopping adventure where you'll assist shoppers in making purchases within their budgets. Your decisions will play a crucial role in shaping their shopping experience. Here's how to play:

Objective:

Your task is to help shoppers make purchases using the money available in their wallets. As you guide them through various stores, your goal is to make wise decisions that maximize their shopping while staying within their budget.

Instructions:

1. Shopper Selection:

- Click on a shopper to initiate your shopping journey with them. Each shopper has a unique budget and preferences.

2. Store Exploration:

- After selecting a shopper, you'll be transported to a store filled with a variety of items.

3. Budget Management:

- Your role is to manage the shopper's budget and help them make the best choices with the money they have.

4. Decision-Making:

- Review the items available for purchase, each tagged with a price. Your decisions will influence how the shopper spends their money.

5. Price Checking:

- To make informed choices, check the price tags of items. This will help you ensure that the shopper's purchases are within their budget.

6. Wallet Inspection:

- Click on both the items and the shopper's wallet to inspect the contents. This will show you the remaining budget after previous purchases.

7. Purchase Strategy:

- Click on the items you believe should be purchased. Your choices will determine the shopper's buying approach and overall satisfaction.

8. Achieve Shopping Success:

- Strive to make smart decisions that allow the shopper to buy as much as possible while keeping their budget intact.

Key Features:

- Engaging shopping simulation where you assist shoppers with their purchases.
- Unique shoppers with varying budgets and preferences.
- Diverse stores filled with items to explore.
- Realistic budgeting mechanics and price tags.
- Decision-making challenges that test your strategic thinking.
- Wallet inspection to gauge remaining funds.
- Satisfaction ratings based on your shopping choices.
- Playful graphics and animations for an immersive experience.

Get ready to dive into the world of "Wallet Wiggles" and become a master at helping shoppers make the best purchases within their budgets. Your strategic decisions will shape their shopping spree and determine their level of satisfaction. Enjoy the challenge and excitement of this shopping simulation game!

Curriculum Connections:

Mathematics:

- Practice arithmetic skills by calculating item costs, budget adjustments, and remaining funds.
- Apply percentages to evaluate discounts or savings during shopping.

Financial Literacy:

- Develop an understanding of budgeting and financial decision-making.
- Learn about responsible spending and prioritizing needs over wants.

Critical Thinking:

- Analyze price tags, make informed decisions, and strategize to maximize purchases.
- Exercise decision-making skills by considering options within a limited budget.

Educational Benefits:

- Develops mathematical skills through budget calculations and price comparisons.
- Promotes financial literacy by teaching responsible spending and decision-making.
- Enhances critical thinking by evaluating choices and prioritizing purchases.
- Provides a real-world context for applying mathematics to everyday situations.

Conclusion:

"Wallet Wiggles" is an engaging game that aligns with Middle School Mathematics and Financial Literacy outcomes in the New Brunswick curriculum. It challenges students to think critically, apply mathematical concepts, and make informed financial decisions. By simulating a shopping experience, the game offers an interactive and educational platform for developing valuable life skills.

1. To Play:

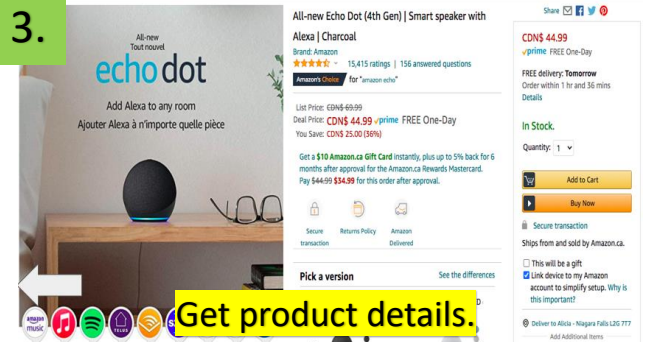
click on each shopper, you will be taken to a store where you can help them make purchases with the money they have in their wallets. Your responsibility is to decide how the items will be purchased within their budget and the most effective way to benefit them. In order to assist them in making decisions, check the price tags on the items and inspect the contents of the wallet by clicking on them. Go ahead and shape their shopping experience as you determine their purchasing approach!



Pick a friend and see where they lead you!

Pick a friend to shop with!

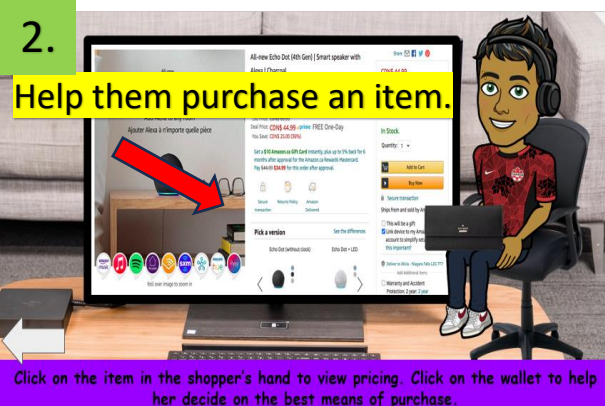
3.



Get product details.

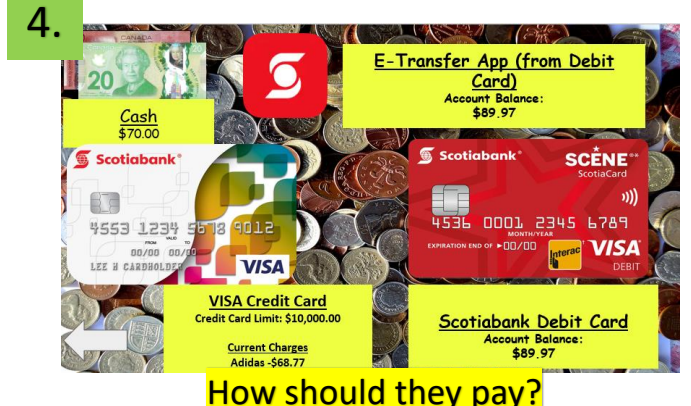
2.

Help them purchase an item.



Click on the item in the shopper's hand to view pricing. Click on the wallet to help her decide on the best means of purchase.

4.



How should they pay?